

FANMF - Series Mixed Flow Inline Duct Fan

Details Show




High Performance hydromechanical fan blades



Sealing ring in connection box, protection class IP44



Hydromechanical wind circle designed to achieve the highest efficiency



Safer mounting base designed according to safety requirements and fan structure for easy installation

Features

- Fan body is made of environmental protection material with beautiful lines and light weight, double insulation.
- Fan blade is designed according to hydromechanical principle to reach the optimal airflow and air pressure, high efficiency working, low energy consumption and low noise.
- Special design of joint to facilitate installation and dismounting; Easy installation and maintenance.
- Outer rotor motor inside, with Japanese brand NMB ball bearing, long working life over 50000 hours.
- Protection class: IP44.
- Can be designed with user friendly features such as time delay, temperature sense, humidity sensor or other customized functions.
- Operating temperature range: -20° ~ 60°C.
- Perfect for homes, apartments, office, public place, hotel, hospital, gym and etc.

Easy to mount

1 Fix the support



2 Couple the ducts



3 Fix the fan body



4 Make the connections

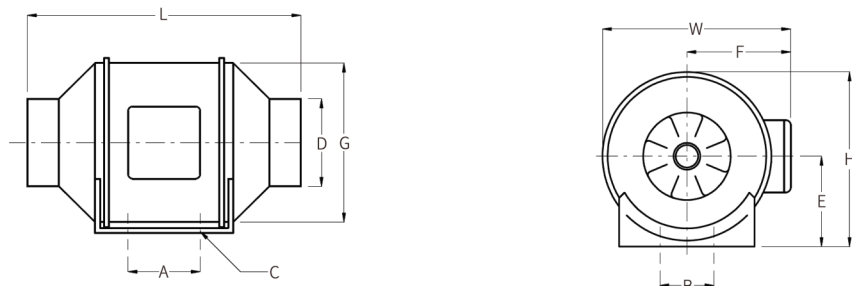


FANMF - Series Mixed Flow Inline Duct Fan

Performance Parameter

Model	Speed	Voltage /Frequency (V/Hz)	Current (Amps)	Power (W)	Speed (RPM)	Airflow		Air Pressure (Pa)	Noise (dB)	Net Weight (kgs)
						(m ³ /h)	(l/s)			
FANMF-100	H	220~240/50	0.12	26	2200	198	55.0	156	31	1.5
	L		0.11	23	1850	165	45.8	131	26	
	H	100~120/60	0.31	35	2200	198	55.0	156	31	
	L		0.28	30	1850	165	45.8	131	26	
FANMF-125	H	220~240/50	0.14	33	2250	284	78.9	159	32	1.5
	L		0.13	28	1850	248	68.9	106	26	
	H	100~120/60	0.35	38	2250	284	78.9	300	32	
	L		0.31	32	1850	248	68.9	240	26	
FANMF-150	H	220~240/50	0.22	54	2550	530	147.2	300	33	2.6
	L		0.19	44	1850	410	113.9	240	29	
	H	100~120/60	0.55	62	2550	530	147.2	352	33	
	L		0.45	49	1850	410	113.9	274	29	
FANMF-200	H	220~240/50	0.53	128	2450	840	233.3	352	63	4.9
	L		0.52	123	1950	690	191.7	274	55	
	H	100~120/60	1.60	165	2450	840	233.3	488	63	
	L		1.30	135	1950	690	191.7	371	55	
FANMF-250	H	220~240/50	1.20	225	2450	1405	390.3	488	66	7.5
	L		1.75	165	1950	1064	295.6	371	58	
	H	100~120/60	2.60	290	2450	1405	390.3	693	66	
	L		1.80	210	1850	1064	295.6	435	58	
FANMF-315	H	220~240/50	1.90	390	2350	2206	612.8	693	69	11.0
	L		1.40	275	1650	1750	486.1	435	61	
	H	100~120/60	3.70	412	2350	2206	612.8	693	69	
	L		3.00	330	1650	1750	486.1	435	61	

Dimensions

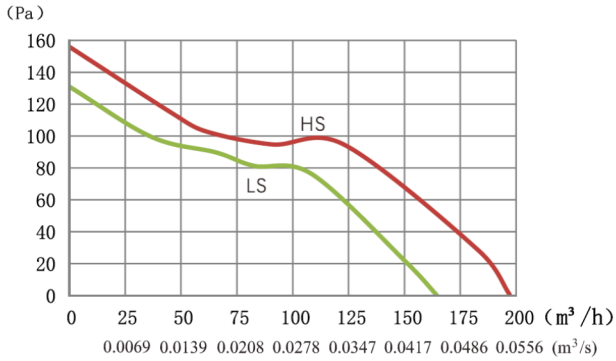


Model	A	B	C	ØD	E	F	ØG	L	W	H
FANMF-100	80	60	4-Ø4.5	97	99	116	163	302	204	195
FANMF-125	80	60	4-Ø4.5	123	99	116	163	257	204	195
FANMF-150	80	60	4-Ø5.5	147	109	127	187	313	227	208
FANMF-200	100	94	4-Ø5.5	197	125	137	205	302	249	237
FANMF-250	150	150	4-Ø8*11	247	250	174	261	383	310	286
FANMF-315	181	178	4-Ø8*11	312	187	216	325	446	386	357

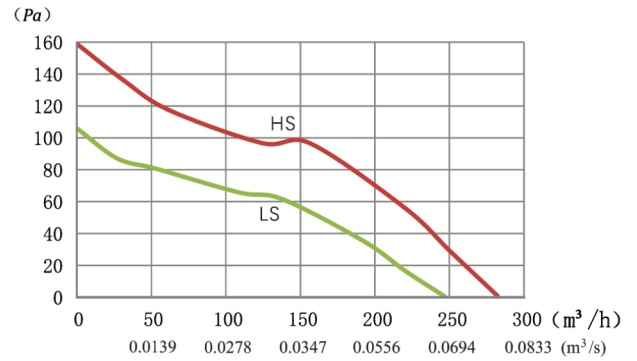
FANMF - Series Mixed Flow Inline Duct Fan

Performance Curves

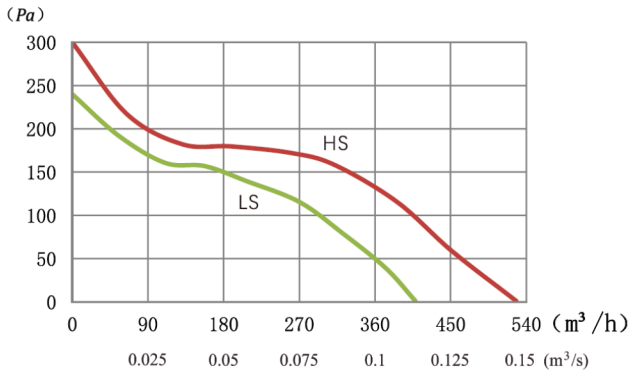
FANMF-100



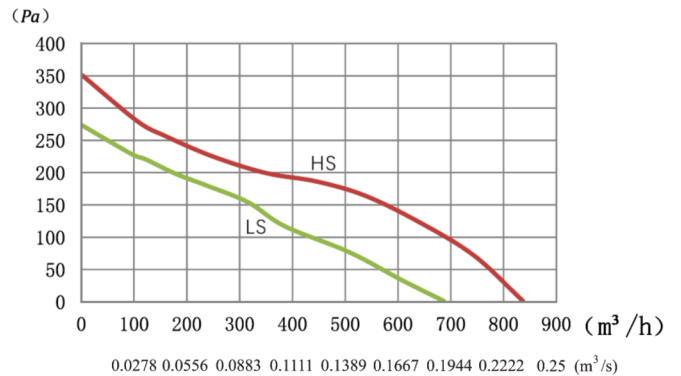
FANMF-125



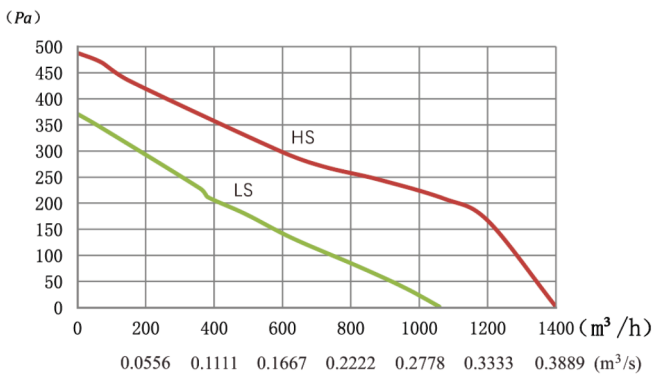
FANMF-150



FANMF-200



FANMF-250



FANMF-315

